



ES4-6

SPECIFICATIONS

Nominal Voltage (V) 6V

Nominal Capacity

20 hour rate (0.225A to 5.25V)	4.5Ah
10 hour rate (0.428A to 5.25V)	4.275Ah
5 hour rate (0.765A to 5.1V)	3.825Ah
1C (4.5A to 4.80V)	2.55Ah
3C (13.5A to 4.80V)	1.8Ah

Weight Approx. 1.8Lbs. (0.82kg)

Internal Resistance (at 1KHz) Approx. 19 mΩ

Maximum Discharge Current for 5 seconds : 67.5A

Operating Temperature Range

Charge	-15°C (5°F) to 40°C (104°F)
Discharge	-15°C (5°F) to 50°C (122°F)
Storage	-15°C (5°F) to 40°C (104°F)

Charge Retention (shelf life) at 20°C (68°F)

1 month	92%
3 months	90%
6 months	80%

Charging Methods at 25°C (77°F)

Cycle Use : Charging Voltage 7.20 to 7.50V
Coefficient -5.0mv / °C / cell
Maximum Charging Current : 1.35A

Standby Use : Float Charging Voltage 6.75 to 6.90V
Coefficient -3.0mv / °C / cell

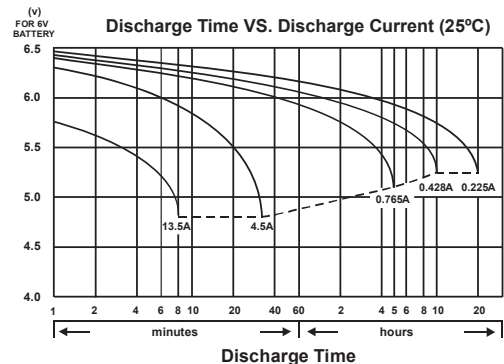
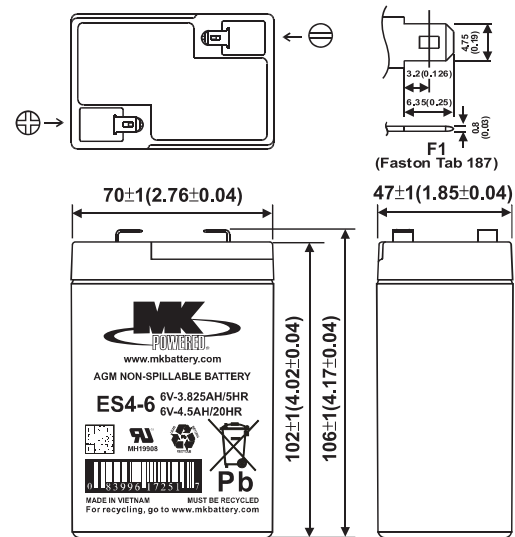
Case Material : ABS UL94 HB

Terminal : F1 (Faston Tab 187)

Maintenance-Free Rechargeable Sealed Lead-Acid Battery



DIMENSIONS



MK Battery

1631 South Sinclair Street • Anaheim, California 92806

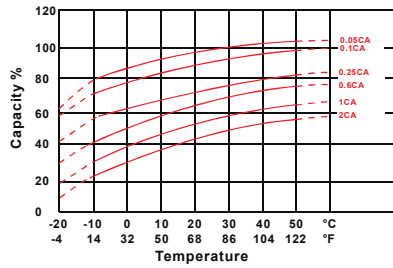
Toll Free: 800-372-9253 • Fax: 714-937-0818 • E-mail: sales@mkbattery.com



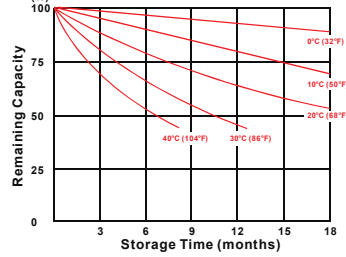


ES4-6

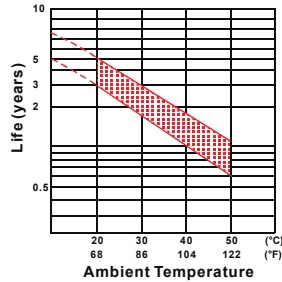
Effect of Temperature on Capacity 25°C (77°F)



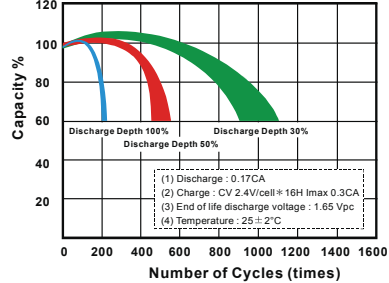
Capacity Retention Characteristic



Trickle (or float) Service Life



Cycle Service Life



- PERFORMANCE DATA

Discharge Rates in Watts to Various End Voltages at 25°C (77°F)

Time	End Voltage	1.85V	1.80V	1.75V	1.70V	1.67V	1.65V	1.60V
5	min	23.8	26.8	29.0	31.0	31.8	32.8	34.0
10	min	17.0	19.2	20.5	21.5	22.0	22.5	23.0
15	min	14.1	15.6	16.2	16.5	16.7	16.8	17.0
30	min	8.18	9.15	9.52	9.70	9.80	9.92	10.0
60	min	4.20	4.77	5.13	5.43	5.53	5.65	5.73
120	min	2.48	2.77	2.90	3.00	3.05	3.12	3.18
180	min	1.97	2.17	2.27	2.35	2.38	2.43	2.48
240	min	1.60	1.73	1.80	1.85	1.88	1.92	1.95
300	min	1.46	1.56	1.60	1.64	1.65	1.68	1.72
600	min	0.855	0.913	0.940	0.960	0.968	0.978	0.992
1200	min	0.432	0.468	0.498	0.510	0.513	0.520	0.527

- Discharge Rates in Amperes to Various End Voltages at 25°C (77°F)

Time	End Voltage	1.85V	1.80V	1.75V	1.70V	1.67V	1.65V	1.60V
5	min	15.3	17.6	18.9	19.5	19.7	19.9	20.2
10	min	10.5	11.7	11.9	12.1	12.2	12.3	12.4
15	min	7.56	8.22	8.71	8.92	8.99	9.07	9.15
30	min	4.39	4.94	5.11	5.25	5.30	5.35	5.41
60	min	2.36	2.61	2.73	2.84	2.87	2.91	2.94
120	min	1.32	1.44	1.50	1.54	1.55	1.57	1.59
180	min	1.09	1.15	1.18	1.20	1.21	1.22	1.23
240	min	0.835	0.891	0.916	0.942	0.948	0.955	0.963
300	min	0.776	0.812	0.825	0.837	0.841	0.846	0.852
600	min	0.435	0.452	0.464	0.473	0.477	0.481	0.486
1200	min	0.219	0.233	0.241	0.247	0.250	0.253	0.257

All data on the spec. sheet is an average value:

The tolerance range : $X < 6\text{min}$ (+15%~-15%), $6\text{min} \leq X < 10\text{min}$ (+12%~-12%), $10\text{min} \leq X < 60\text{min}$ (+8%~-8%), $X \geq 60\text{min}$ (+5%~-5%)

MK Battery

1631 South Sinclair Street • Anaheim, California 92806

Toll Free: 800-372-9253 • Fax: 714-937-0818 • E-mail: sales@mkbattery.com

